


Beauty of Nature



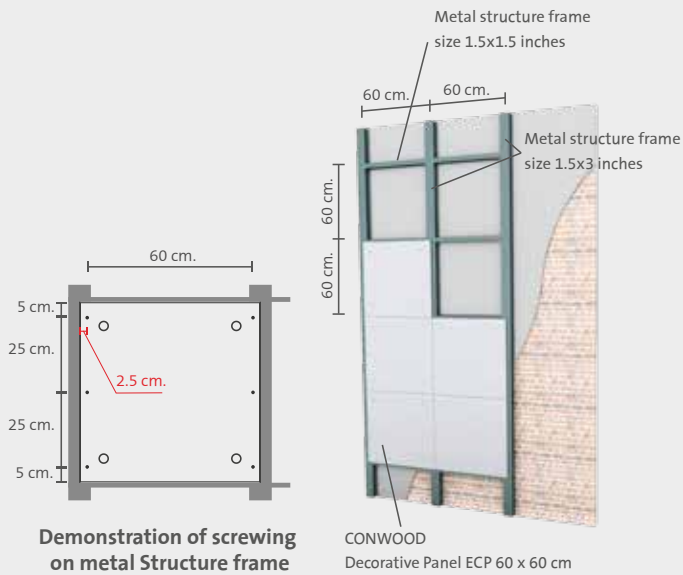
CONWOOD Decorative Panel ECP

- *Beauty, Light-weight and Convenient installation*
- *Similar appearance to bare concrete works*
- *Strong and durable to all weather conditions*
- *Applicable to indoor or outdoor decorations*

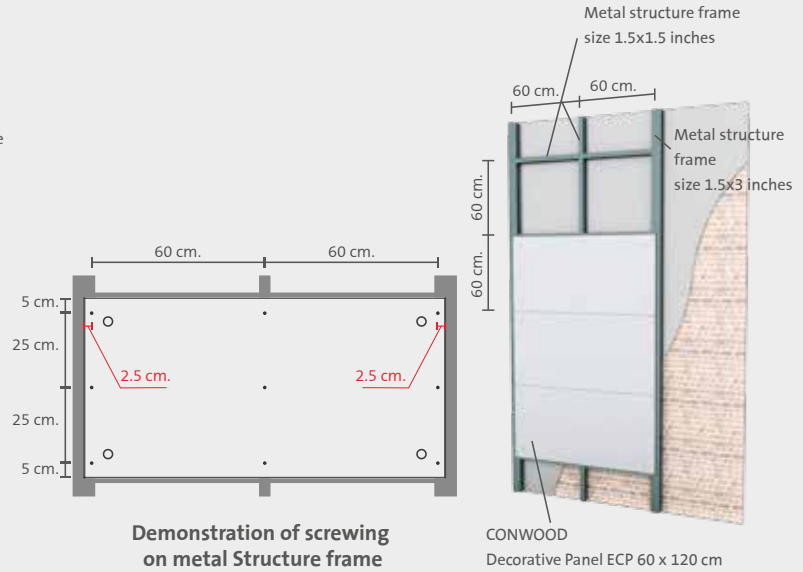


Available on:

60x60 cm Series



60x120 cm Series



Instruction

Using metal structure frame size 60x60 cm

Fixing with self drilling screw (wing) 3.2 cm (To do countersink)

Fixing screw left from edge at least 2.5 cm and using grey tile grout to cover screw

Left gap between jointing 0.3-0.5 cm and using PU sealant to close all gaps

CONWOOD Decorative Panel ECP

New alternative of home decoration with CONWOOD DECORATIVE PANEL ECP which focuses on raw material exposure and cement texture. It helps save your time and cost through its light-weight and convenient installation.

Suitable to both interior and exterior decoration works.

Product Specification

Series	Color	Thickness(cm)	Width(cm.)	Length(cm.)	Weight(Kg./Pcs)	Pcs/m2.	Cross section
60 x 60 cm Series	Natural	1.1	60	60	4.9	2.77	
60 x 120 cm Series	Natural	1.1	60	120	9.9	1.38	



Beauty as a real wood



Weather resistant



Easy to install & Time-saving



Fire resistant



Termite free



Asbestos free

Warning

Use CONWOOD for decoration purpose only such as ceiling, wall, and floors. Otherwise, use with supporting boards; always follow installation manual and use only standardized equipment from manufacturing companies. Do not use the products as main structure which directly carries weight.

Do not eat or put in the mouth and do not inhale dust from cutting, knocking, grinding, piercing, or sanding the products.

If dusts from cutting get into eyes, wash with water directly. If condition worsens, directly seek medical attention from doctors.

For more information and update installation manual, please visit www.conwood.co.id